

Dodge Grand Caravan Wiring Diagram Connectors Pinouts

Eventually, you will unconditionally discover a new experience and exploit by spending more cash. still when? realize you say you will that you require to acquire those every needs behind having significantly cash? Why don't you try to acquire something basic in the beginning? That's something that will lead you to understand even more not far off from the globe, experience, some places, bearing in mind history, amusement, and a lot more?

It is your definitely own become old to be in reviewing habit. among guides you could enjoy now is dodge grand caravan wiring diagram connectors pinouts below.

Where do I get wiring diagrams from? The answer is one click away... [Grand Caravan Electrical Problems TIPM PCM ABS How to read an electrical diagram Lesson #1](#) Dodge Grand Caravan Dead Battery Issue RESOLVED 2000 Dodge grand caravan install and troubleshooting igniton switch Crank- No Start No Spark Diagnosis/Fix 1996 DODGE GRAND CARAVAN 3.3L V6 WONT START Starting System \u0026 Wiring Diagram Spark plug replacement 2006 Dodge Caravan 3.3L 3.8L wires Install or replace spark plug wires DOWNLOAD Dodge Caravan Repair Manual 2006-2007 (INSTANTLY) Top 5 Problems Dodge Grand Caravan Minivan 5th Generation 2008-20






































Doing This Will Reset Your Car and Fix It for Free
6 Worst SUVs Only Stupid People BuyHow to Replae The Alternator on Dodge Grand Caravan NO START! trouble shooting Dodge grand caravan 2005 Most Common Brake Installation Mistakes! How To Test A Starter Without Having To Touch The starter. Alternator DEMO Wiring connection to Battery, Capacitors, Inverter, Modification
2005 Dodge Grand Caravan Tour2005 Dodge Grand Caravan Start Up, Engine \u0026 In Depth Tour How to read Electrical Blueprints Like a Foreman!!!! Step-by-Step 2006 Dodge Grand Caravan plugs and wires Charging System \u0026 Wiring Diagram 2011 Dodge Grand Caravan Trailer Wiring Installation 2000 Dodge Grand Caravan Starter Relay, Starter Fuses Power Window Wiring Diagram 1 This Dodge is What's Wrong with America How to Replace Spark Plugs and Wires Dodge Grand Caravan | With Torque Spec! Throttle Body Housing Service Dodge Grand Caravan 2001-2010 3.3L V6 Dodge Grand Caravan Wiring Diagram
Some of the owner's manuals for these vehicles are missing instructions that provide a step-by-step procedure, including diagrams ... 2017-2018 Jeep Wrangler, Dodge Grand Caravan and Chrysler ...

With a Haynes manual, you can do it yourself...from simple maintenance to basic repairs. Haynes writes every book based on a complete teardown of the vehicle. We learn the best ways to do a job and that makes it quicker, easier and cheaper for you. Our books have clear instructions and hundreds of photographs that show each step. Whether you ' re a beginner or a pro, you can save big with Haynes! --Step-by-step procedures --Easy-to-follow photos --Complete troubleshooting section --Valuable short cuts --Color spark plug diagnosis Complete coverage for your Dodge Grand Caravan and Chrysler Town & Country for 2008 thru 2012 (excluding information on All-Wheel Drive or diesel engine models) --Routine Maintenance --Tune-up procedures --Engine repair --Cooling and heating --Air Conditioning --Fuel and exhaust --Emissions control --Ignition --Brakes --Suspension and steering --Electrical systems --Wiring diagrams

With a Haynes manual, you can do it yourself...from simple maintenance to basic repairs. Haynes writes every book based on a complete teardown of the vehicle. We learn the best ways to do a job and that makes it quicker, easier and cheaper for you. Our books have clear instructions and hundreds of photographs that show each step. Whether you ' re a beginner or a pro, you can save big with Haynes! Step-by-step procedures Easy-to-follow photos Complete troubleshooting section Valuable short cuts Color spark plug diagnosis Complete coverage for your Dodge Grand Caravan and Chrysler Town & Country for 2008 thru 2018 (excluding information on All-Wheel Drive or diesel engine models) Routine Maintenance Tune-up procedures Engine repair Cooling and heating Air Conditioning Fuel and exhaust Emissions control Ignition Brakes Suspension and steering Electrical systems Wiring diagrams

With a Haynes manual, you can do it yourself...from simple maintenance to basic repairs. Haynes writes every book based on a complete teardown of the vehicle. We learn the best ways to do a job and that makes it quicker, easier and cheaper for you. Our books have clear instructions and hundreds of photographs that show each step. Whether you ' re a beginner or a pro, you can save big with Haynes! Step-by-step procedures Easy-to-follow photos Complete troubleshooting section Valuable short cuts Color spark plug diagnosis Complete coverage for your Dodge Grand Caravan and Chrysler Town & Country for 2008 thru 2018 (excluding information on All-Wheel Drive or diesel engine models) Routine Maintenance Tune-up procedures Engine repair Cooling and heating Air Conditioning Fuel and exhaust Emissions control Ignition Brakes Suspension and steering Electrical systems Wiring diagrams

Haynes manuals are written specifically for the do-it-yourselfer, yet are complete enough to be used by professional mechanics. Since 1960 Haynes has produced manuals written from hands-on experience based on a vehicle teardown with hundreds of photos and illustrations, making Haynes the world leader in automotive repair information.

Professional technicians count on Chilton  ,   ,  ; you can too! Includes coverage of Chrysler Town & Country/Dodge Caravan/Grand Caravan/Plymouth Grand Voyager/Voyager, 1984-99, Dodge B150 Van*/Dodge B250 Van*/Dodge B350 Van*, 1989-95, Dodge D 1500 Pick-Up/Dodge D/W 1500 Pick-Up/Dodge D/W 2500 Pick-Up/Dodge D/W 3500 Pick-Up, 1994, Dodge D/W 150 Pick-Up/Dodge D/W 250 Pick-Up/Dodge D/W 350 Pick-Up/Dodge Ramcharger/Dodge D250 Pick-Up, 1989-93, Dodge Dakota, 1989-00, Dodge Durango, 1998-00, Dodge Ram 1500 Pick-Up/Dodge Ram 2500 Pick-Up/Dodge Ram 3500 Pick-Up, 1997-00, Dodge Ram B1500 Van*/ Dodge Ram B2500 Van*/Dodge Ram B3500 Van*, 1996-98, Jeep Cherokee, 1984-98, Jeep Comanche, 1984-92, Jeep Grand Cherokee, 1993-98, Jeep Grand Wagoneer, 1993, Jeep Wagoneer, 1984-90, Jeep Wrangler/Jeep YJ, 1987-95 (*Includes Cutaway and Motor Home Chassis). This new repair manual on CD contain authentic Chilton service and repair instructions, illustrations, and specifications for the vehicles worked on most by Do-It-Yourself enthusiasts today. Chilton Total Car Care CDs give you the confidence to service all the following systems of your own vehicle:  ,   General Information & Maintenance  ,   Engine Performance & Tune-Up  ,   Engine Mechanical & Overhaul  ,   Emission Controls  ,   Fuel System  ,   Chassis Electrical  ,   Drive Train  ,   Suspension & Steering  ,   Brakes  ,   Body & Trim  ,   Troubleshooting Additional vehicles, including European models, are available by visiting the www.ChiltonDIY.com Web site. Standard code, included with purchase, provides users access to information for one vehicle.

Saloon & Hatchback, inc. special/limited editions. Does NOT cover air conditioning or 4x4. Petrol: 1.4 litre (1389cc), 1.6 litre (1598cc), 1.8 litre (1796cc) & 2.0 litre (1998cc) 4-cyl. Does NOT cover V6 engine.

With a Haynes manual, you can do-it-yourself...from simple maintenance to basic repairs. Haynes writes every book based on a complete teardown of the vehicle, where we learn the best ways to do a job and that makes it quicker, easier and cheaper for you. Haynes books have clear instructions and hundreds of photographs that show each step. Whether you are a beginner or a pro, you can save big with a Haynes manual! This manual features complete coverage for your Dodge pick-up built from 2009 through 2018, covering: Routine maintenance Tune-up procedures Engine repair Cooling and heating Air conditioning Fuel and exhaust Emissions control Ignition Brakes Suspension and steering Electrical systems, and Wring diagrams.

Models covered: Dodge Caravan/Mini Ram van and Plymouth Voyager, 1984 thru 1991 ; does not include four-wheel drive information.

Every Haynes manual is based on a complete teardown and rebuild, contains hundreds of "hands-on" photos tied to step-by-step instructions, and is thorough enough to help anyone from a do-it-your-selfer to a professional.